

Demographic situation

(preliminary data)

The resident population: as of

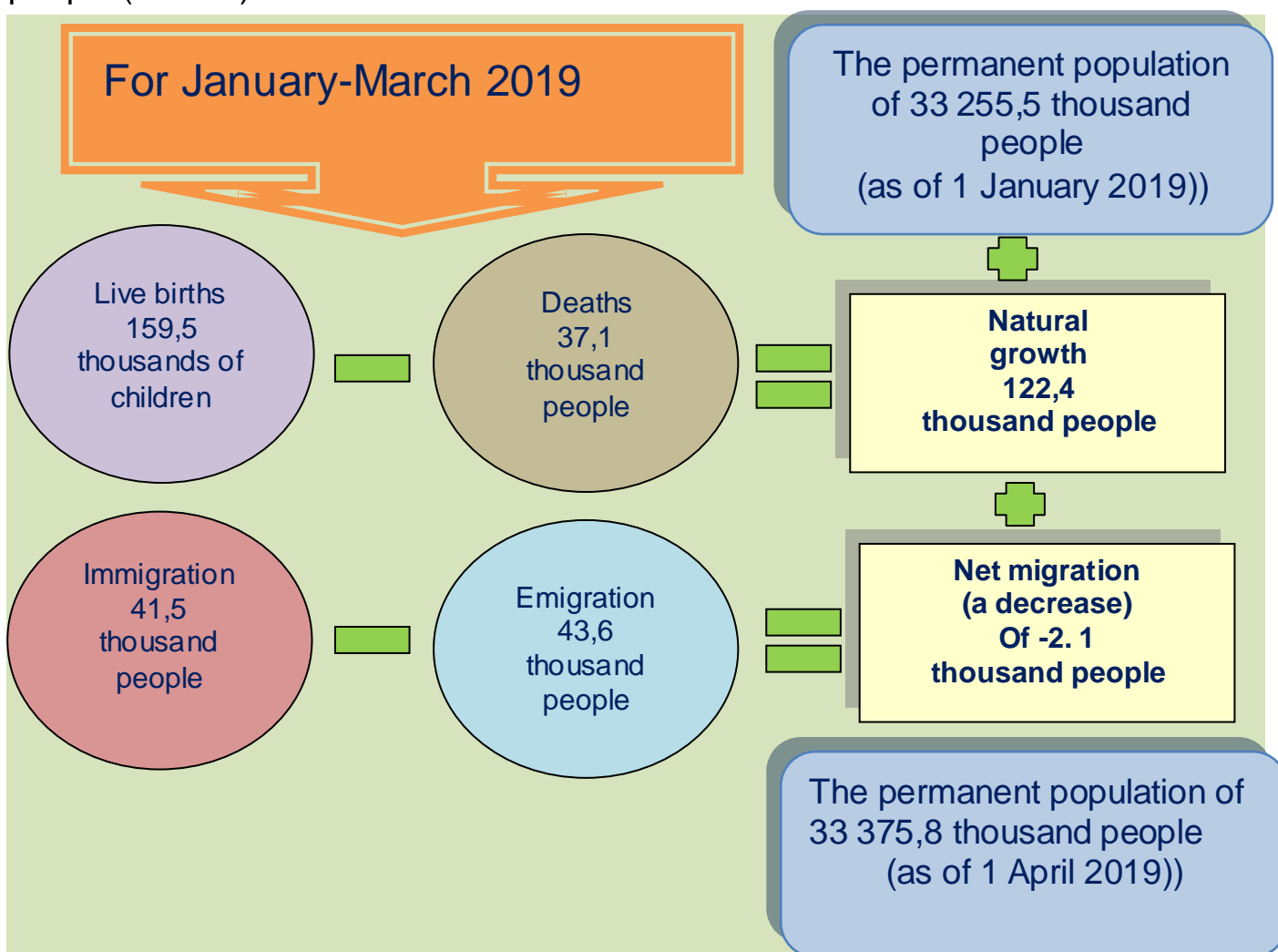
On April 1, 2019, the number of permanent population of the Republic of Uzbekistan amounted to 33375.8 thousand people and, since the beginning of the year, increased by 120.3 thousand people, or 0.4 %. In particular, the urban population amounted to 16865.1 thousand people (50.5 % of the total population), the rural population – 16510.7 thousand people (49.5 %).

Please note: The population increased by **120.3 thousand people**.

The number of live births was **159.5 thousand children**.

There were registered 37.1 thousand deaths.

The civil registry offices recorded **53.7 thousand marriages and 8.0 thousand divorces**.



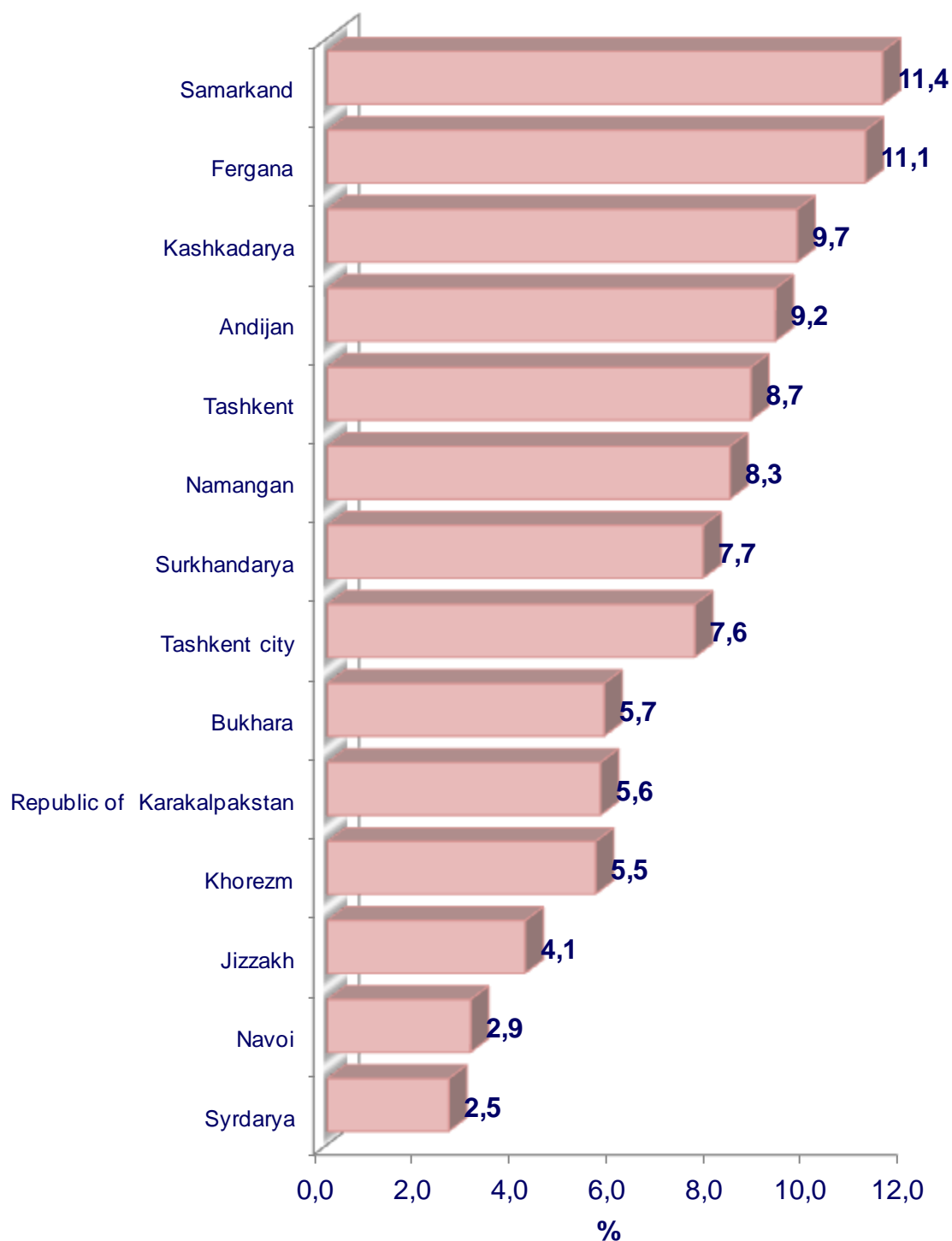
Demographic situation

The permanent population (as of 1 April)

	2018	2019	Growth rate to the previous year, %
Republic of Uzbekistan	32 763,5	33 375,8	101,9
Republic of Karakalpakstan	1 847,6	1 875,4	101,5
areas:			
Andijan	3 020,7	3 077,2	101,9
Bukhara	1 869,9	1 900,0	101,6
Jizzakh	1 330,0	1 358,2	102,1
Kashkadarya	3 159,8	3 225,8	102,1
Navoi	966,4	982,6	101,7
Namangan	2 708,7	2 763,1	102,0
Samarkand	3 733,7	3 813,6	102,1
Surkhandarya	2 524,6	2 580,6	102,2
Syrdarya	818,5	833,0	101,8
Tashkent	2 867,1	2 907,0	101,4
Fergana	3 631,2	3 695,5	101,8
Khorezm	1 810,0	1 841,0	101,7
Tashkent city	2 475,3	2 522,8	101,9

Demographic situation

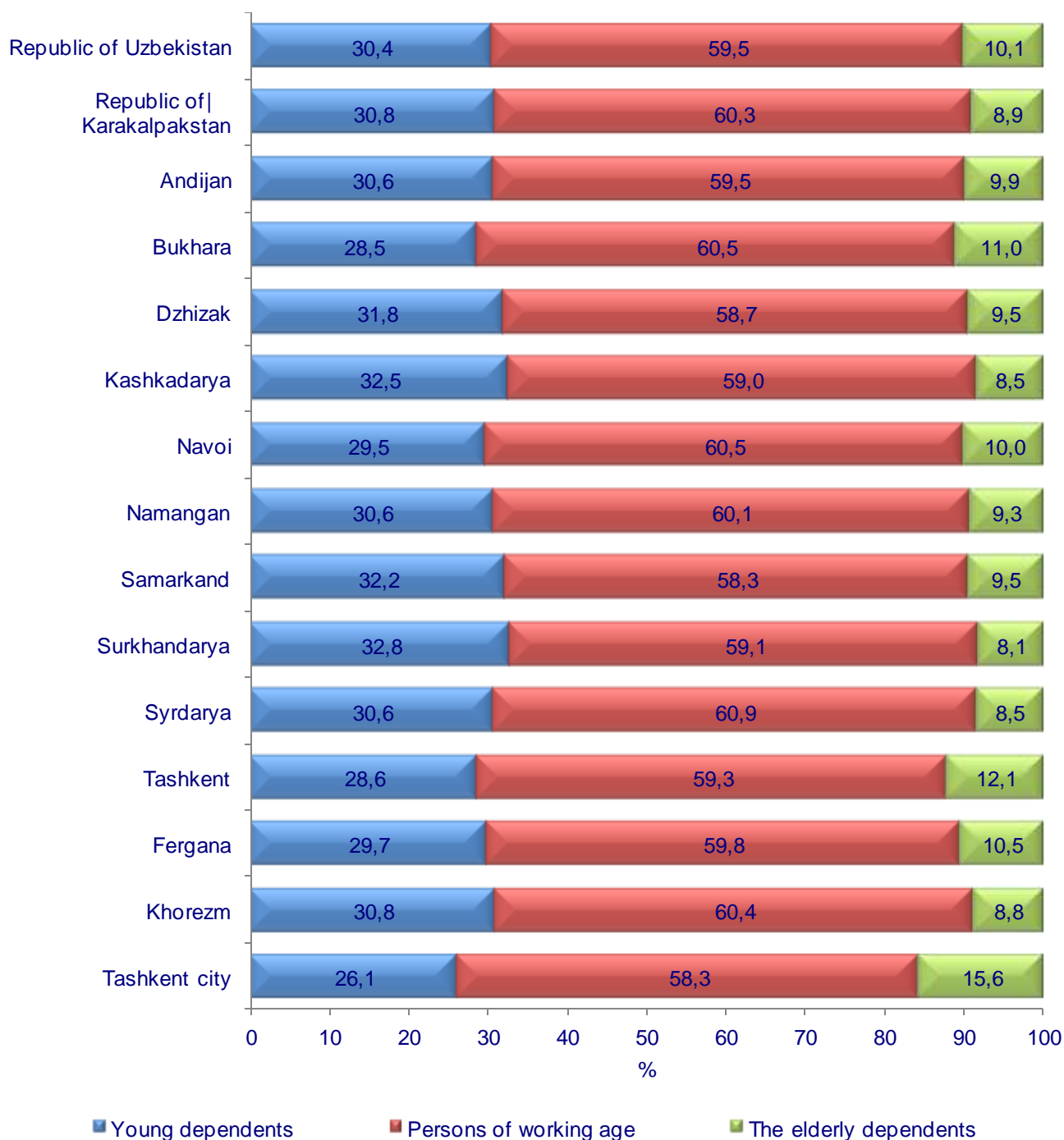
Permanent population by regions (as of April 1, 2019, of total population, %)



Demographic situation

Distribution of resident population by major age groups *(as of April 1, 2019, of total population, %)*

According to preliminary data, as of April 1, 2019 in the Republic 30.4% of total permanent population are young dependents, 59.5% – persons of working age and 10.1% – old dependents.



Demographic situation

Fertility. In January-March 2019, 159,5 thousand births were registered (here and hereafter, births are considered live births), respectively, the birth rate per 1000 population was 19.4 per mille and, compared to the same period in 2018, increased by 1.2 per mille (for January-March 2018 - at 18.2 per mille).

Please note: A child is considered live-born if one of the criteria for live birth is present (respiration, beating of the heart, pulsation of the umbilical cord, definite movement of voluntary muscles). In this case, the gestation period of the mother should be from 22 weeks or more, the height of the child - from 25 cm or more, weight - from 500 grams or more.

For information: The registry office Of the Agency of public services of the Ministry of justice registered a number of 172.2 thousand births, of which 159.5 thousand.

cases of live births, 1.6 thousand cases of stillbirths, 11.1 thousand cases registered in January 2019, but 2018 year of birth, according to international recommendations, they are taken into account in the final data of 2018.

**Males: 82.3
thousand**



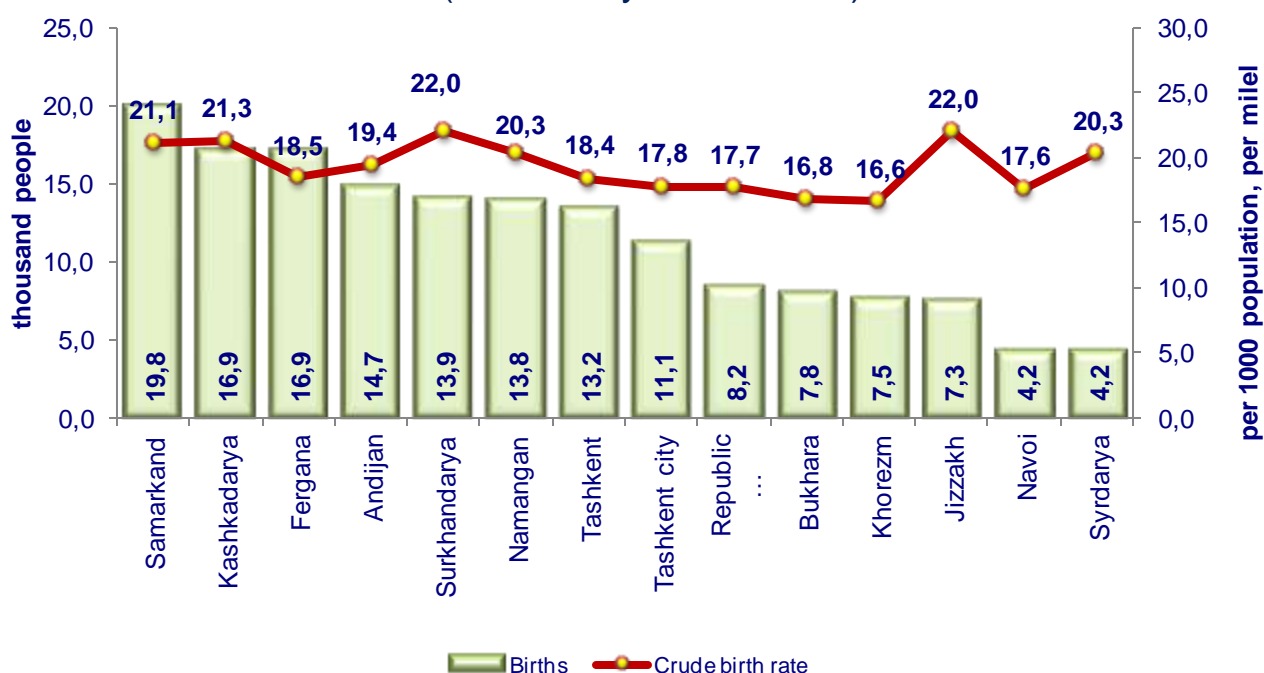
**Females:
77.2
thousand**

**Number of births in the Republic of Uzbekistan
(January-March)**



Demographic situation

Birth and crude birth rate by regions (for January-March 2019)



Mortality. In January-March 2019, 37.1 thousand deaths were registered, the mortality rate was 4.5 per mille and, decreased by 0.2 per mille respectively, compared to the same period in 2018 (In January-March 2018 - 4.7 per mille).

For information: In the registry office Of the Agency of public services of the Ministry of justice, a total of 41.7 thousand deaths were registered, of which 37.1 thousand died this year, 4.6 thousand were registered in January 2019, but died in 2018, according to international recommendations, they are taken into account in the final data of 2018.

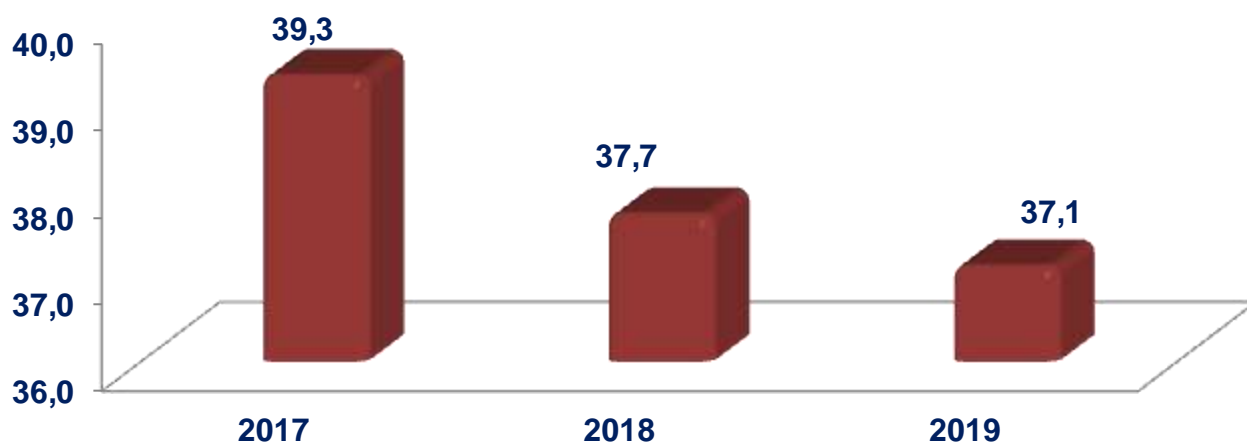
Men:
20.7 thousand



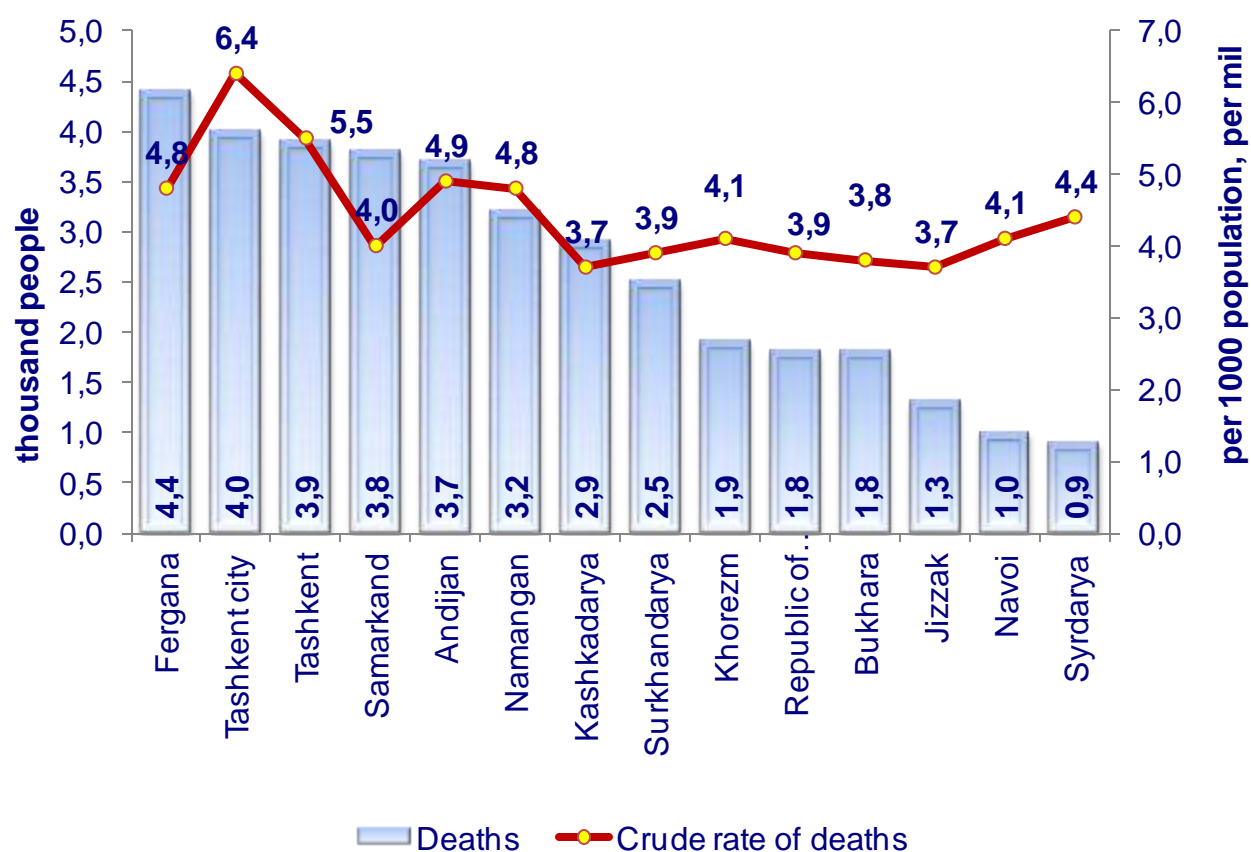
Women:
16.4
thousand

Demographic situation

Number of deaths in the Republic of Uzbekistan (January-March)



Deaths and crude rate of deaths by regions (for January-March 2019)

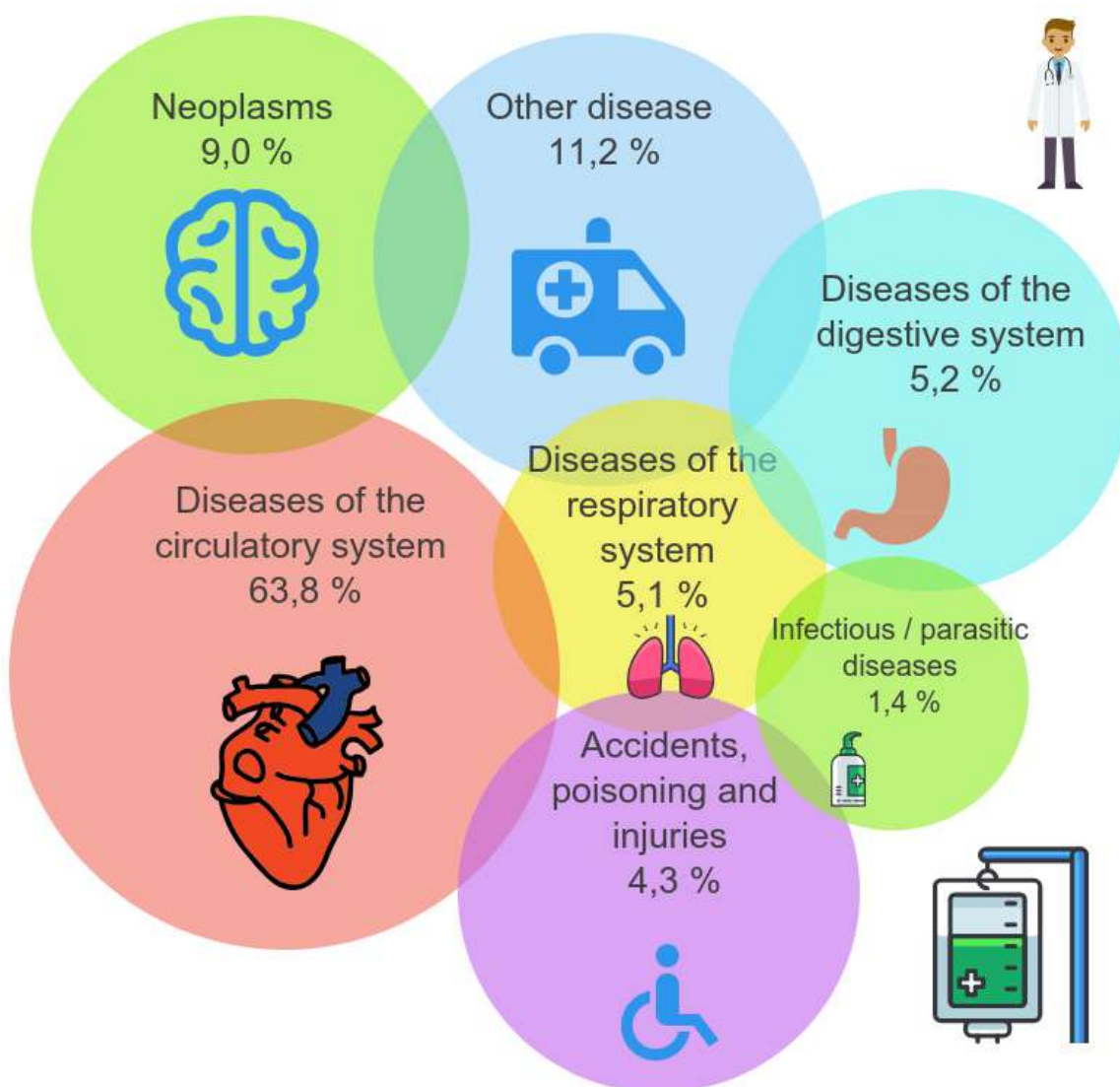


Demographic situation

Of total number of registered deaths in January-March 2019 63.8 % died from diseases of the circulatory system, 9.0 % - from neoplasms, 5.2 % - from diseases of the digestive system, 5.1 % - from respiratory diseases, 4.3 % - from accidents, poisoning and injuries, 1.4 % - from infectious and parasitic diseases and 11.2 % - from other diseases.

The number of registered infant deaths under the age of 1 year was 1.6 thousand, of which 52.1 % died from conditions arising from in the perinatal period, 20.3 % - from respiratory diseases, 16.0 % - from congenital anomalies, 2.1 % - from infectious and parasitic diseases, 2.1 % - from accidents, poisoning and injuries, 0.7 % - from diseases of the digestive system, 6.7 % - from other diseases.

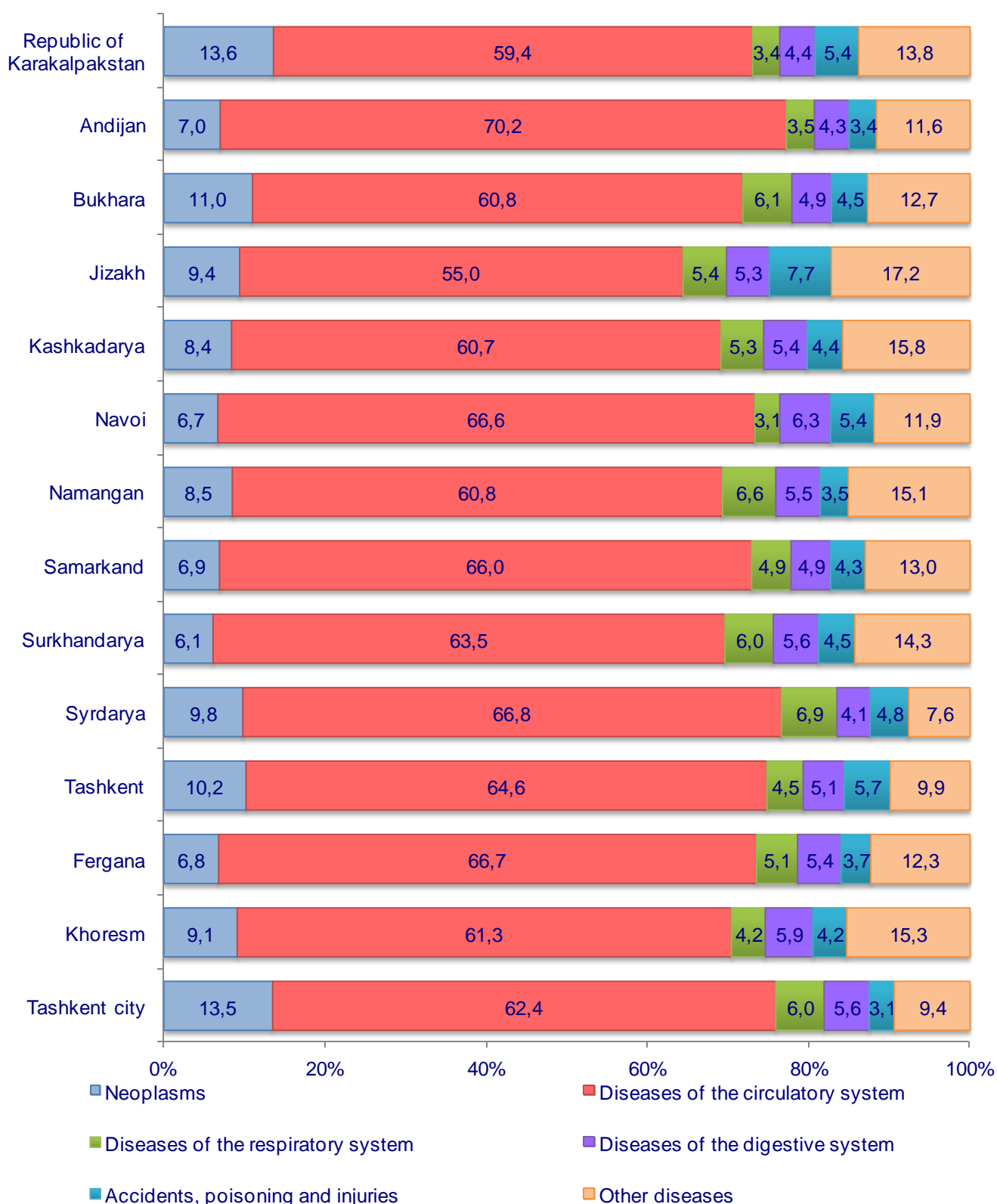
Distribution of deaths by major causes of death (For January-March 2019, in relation to total number of deaths, %)



Demographic situation

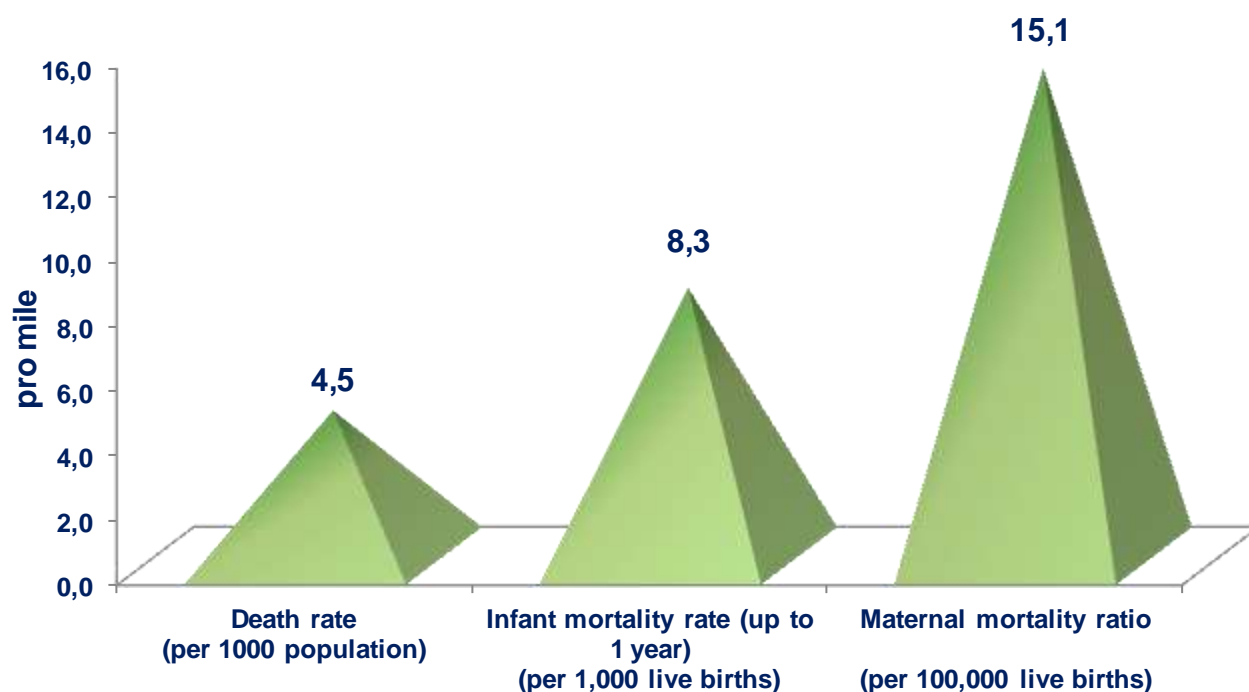
Distribution of deaths by major causes of death

(For January-March 2019, in relation to total number of deaths, %)



Demographic situation

Information on mortality rates (for January-March 2019)



Natural population growth. In January-March 2019, the natural population growth amounted to 122.4 thousand people and, compared to the same period of 2018, increased by 13.0 thousand people (in January-March 2018 - 109.4 thousand people)

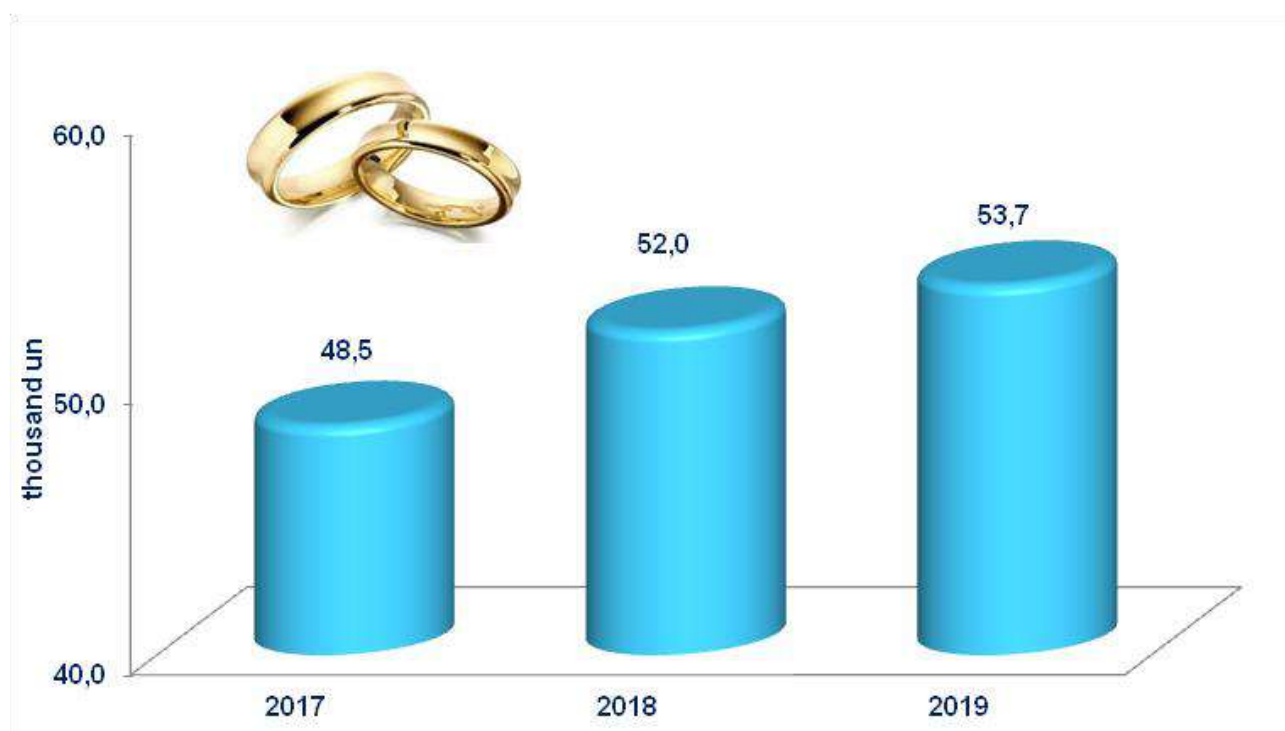
Natural growth - 122.4 thousand people



Demographic situation

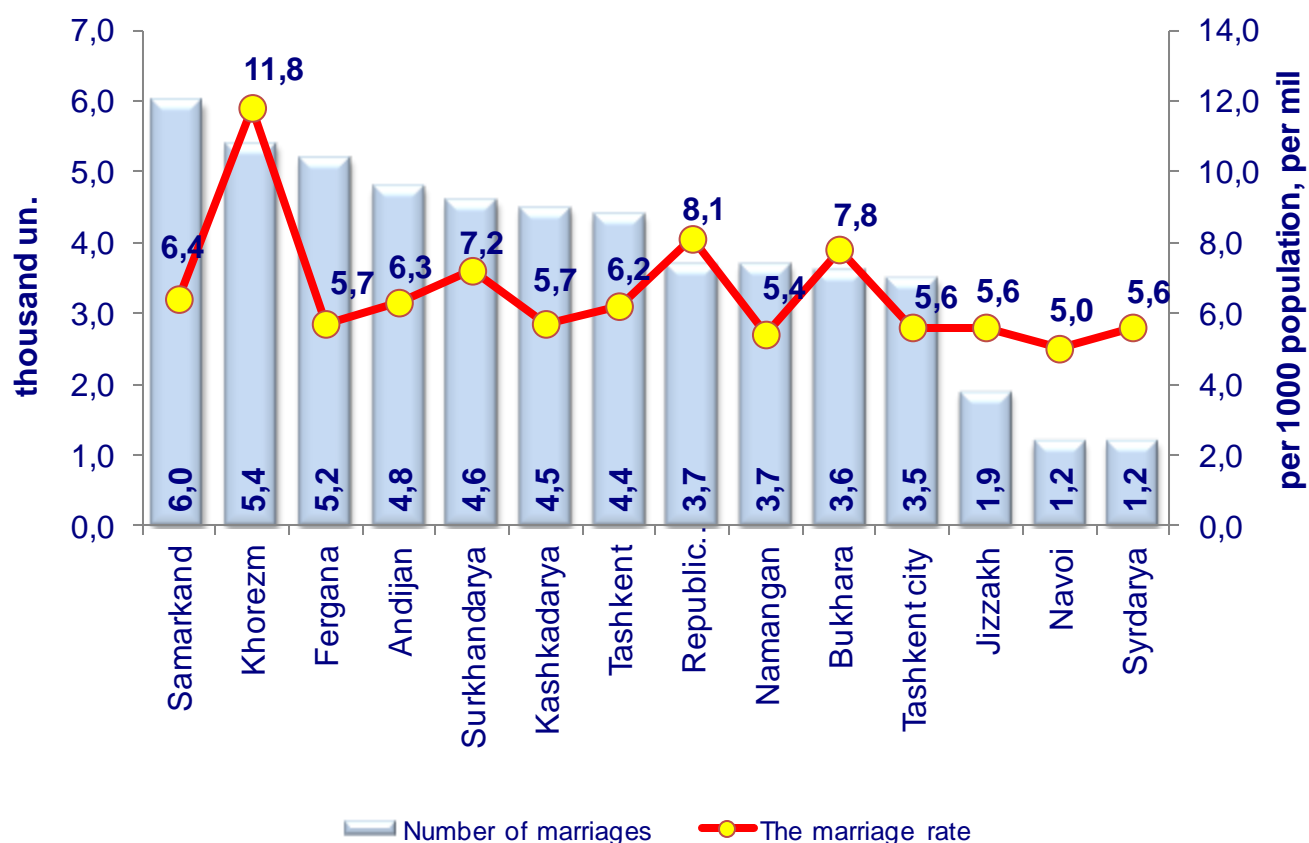
Marriages. For the period from January to March 2019, the civil registry office recorded 53.7 thousand marriages. In the Republic, the marriage rate per 1000 population was 6.5 per mille. The growth of registered marriages, compared with the same period of 2018, was observed in the Namangan region (19.4 %), Tashkent city (12.9 %), Tashkent (12.8 %), Jizzakh (11.8 %), Andijan (9.1 %) and Syrdarya (9.1 %) regions.

Information on the number of marriages in the Republic of Uzbekistan (January-March)



Demographic situation

Number of marriages and marriage rate by regions
(for January-March 2019, per 1000 population, per mille)



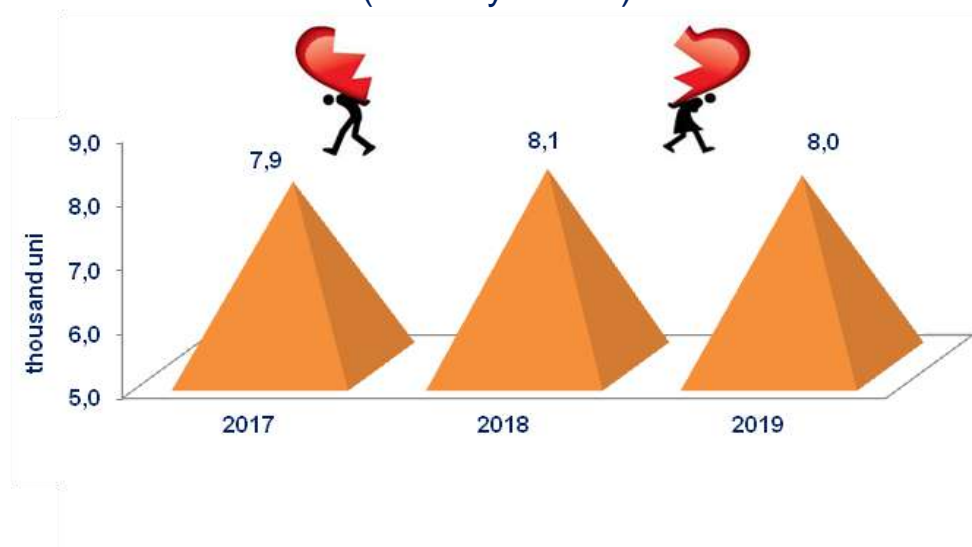
Divorces . For the period from January to March 2019, the civil registry office registered 8,0 thousand divorces. In the Republic, the divorce rate per 1000 population was 1.0 per mille.

The growth of registered divorces, compared with the same period of 2018, was observed in Bukhara (25.0 %), Namangan (16.7 %), Andijan (11.1 %) regions.

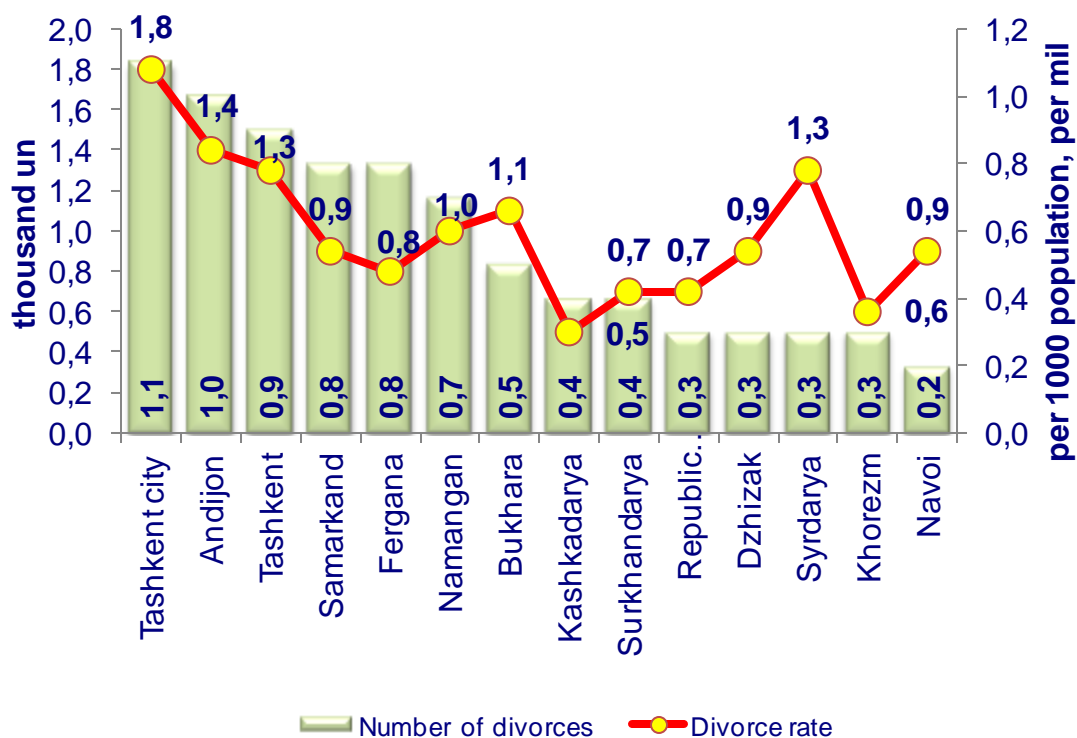
Compared to the same period of 2018, the decrease was recorded in Kashkadarya (33.3%), Samarkand and Khorezm (11.1 %) regions.

Demographic situation

Number of divorces in the Republic of Uzbekistan
(January-March)



Number of divorces and divorce rate by region (for January-March 2019, per 1000 population, ppm)



Migration. In January-March 2019, the number of arrivals was 41.5 thousand people (internal - 40.7 thousand people, external - 0.8 thousand people), and the number of departures - 43.6 thousand people (internal - 40.7 thousand people, external - 2.9 thousand people). Migration balance reached minus 2.1 thousand people and, compared to the same period in 2018, minus 2.5 thousand people.

Demographic situation

Population migration (thousands of persons)

	January-March 2018	January-March 2019
Immigrants	44,9	41,5
Emmigrants	47,4	43,6
Migration balance	-2,5	-2,1

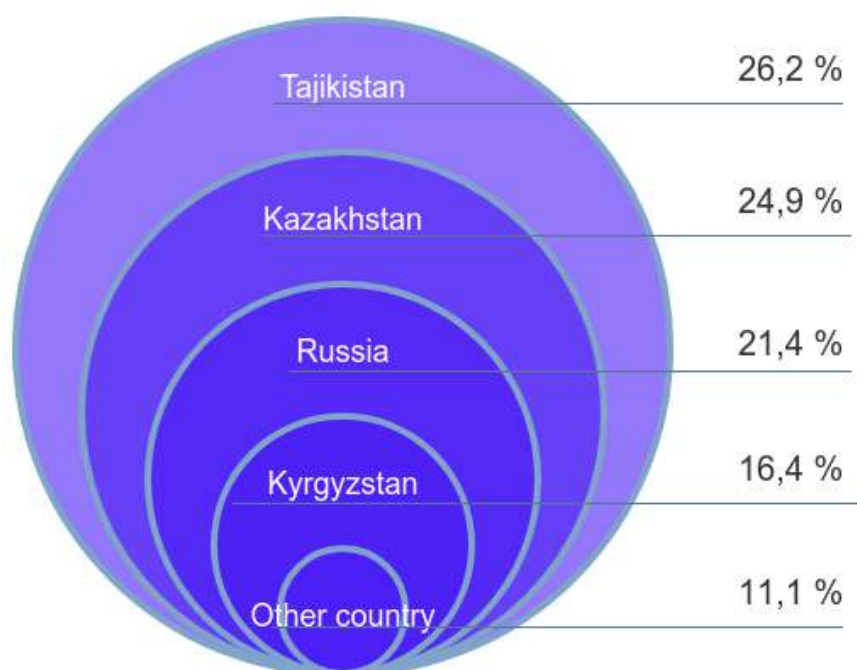
The high level of migration balance falls on Kashkadarya (minus 1.4 thousand people), Samarkand (minus 1.3 thousand people), Tashkent and Bukhara regions (minus 0.8 thousand people).

The positive balance of migration was noted in Tashkent (plus 5.8).



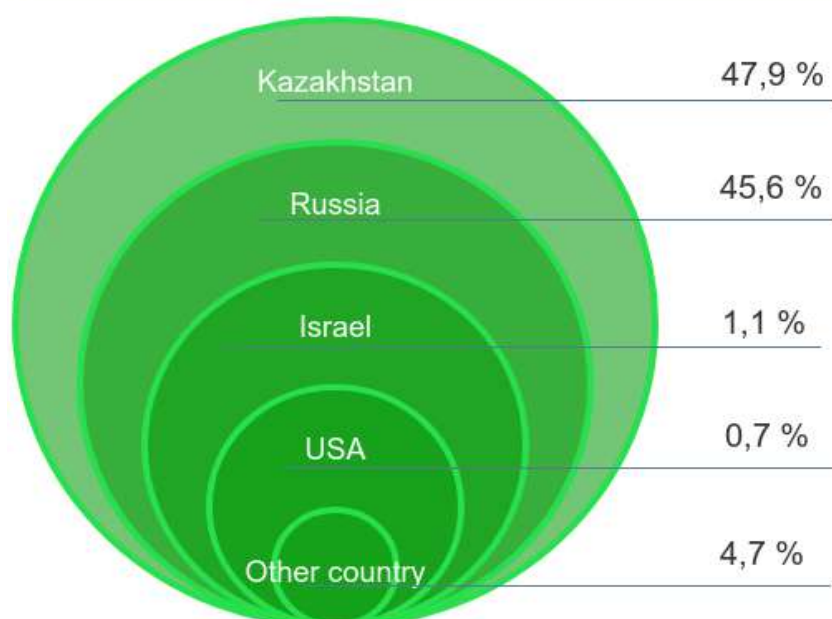
INTERNATIONAL MIGRATION

**Distribution of arrivals from abroad to the Republic of Uzbekistan
(for January-March 2019 to the total number of arrivals from abroad, %)**



Number of arrivals in Uzbekistan permanent residence from abroad - 767 persons

**Distribution of those who left abroad from the Republic of Uzbekistan
(for January-March 2019 to the total number of those who left abroad, %)**



Number of persons leaving Uzbekistan for permanent residence abroad 2863 people

Demographic situation

Demographic situation in the capital city. As of April 1, 2019, in the capital of the Republic of Uzbekistan - Tashkent, the permanent population amounted to 2522.8 thousand people and, since the beginning of the year, it has increased by 12.9 thousand people, or 0.5 %.

Natural growth in Tashkent
(per 1000 population, per mille)

January-March
2018

Births

15,7

17,8



Deaths

7,0



6,4



Natural growth

8,7



11,1

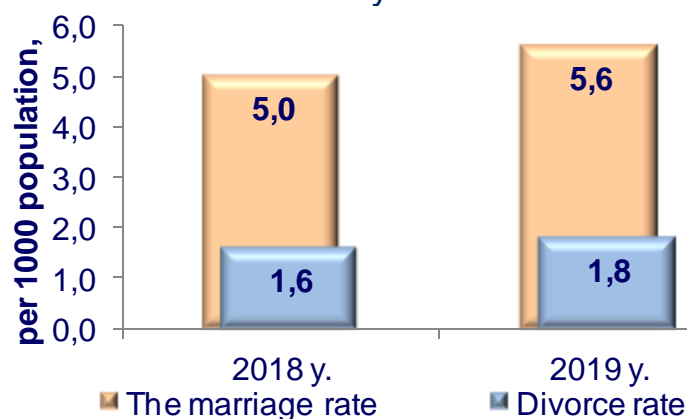


In January-December 2019, 11.1 thousand children were registered. The birth rate per 1000 population was 17.8 per mille and, compared to the same period in 2018, increased by 2.1 per mille (in 2018 - 15.7 per mille). The number of deaths in January-March 2019 amounted to 4.0 thousand people, of these, 133 are children who died before the age of 1 year. The mortality rate was 6.4 per mille and decreased by 0.6 per mille compared to the same period in 2018 (in 2018 - 7.0 per mille).

The natural increase in the population of the capital amounted to 7.1 thousand people and, compared to the same period in 2018, increased by 1.7 thousand. (in 2018 - 5.4 thousand people).

The registry office for January-March 2019 was registered 3.5 thousand marriages and 1.1 thousand divorces. The marriage rate per 1000 population was 5.6 per mille and increased by 0.6 per mille compared to the same period in 2018 (in 2018 - 5.0 per mille).

The marriage and divorce rates on
Tashkent city



The divorce rate per 1000 was 1.8 per mille and, compared to the same period of 2018, increased by 0.2 per mille (in 2018 - 1.6 per mille) of the population.